



smicon

improve the process

improve the future

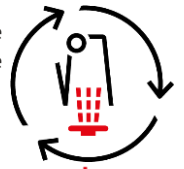


CLEANING




RSU

With a cleaning unit, multiple kinds of containers can be washed and cleaned. The insulated walls make sure that the washing unit operates very energy saving. Besides, the unit has a quite low water consumption. The cleaning unit can be equipped with an automatic feeding tipper and discharge system.



- ▶ Fully insulated and therefore very efficient
- ▶ Low engine power needed
- ▶ Low water consumption
- ▶ Automatic feed and discharge system (optional)
- ▶ Completely made of stainless steel




INPUT
CONTAMINATED
CONTAINERS

OUTPUT
CLEANED
CONTAINERS

Dimensions	
Machine general	10000x1500x2500 mm (LxWxH)
Infeed	1250x1250 mm (LxW)
Output	1250x1250 mm (LxW)
Transport volume	10000x1500x2500 mm (LxWxH)
Transport volume	38 m ³
Clearance area	10000x2500x2500 mm (LxWxH)
Weight	
Weight	6000 kg
Floor load per support	10 kN
Transport weight	6000 kg
Drive	
Power	13,5 kW
IP rating	IP66
Product information	
Capacity container till 240L	300 container/hour
Speed	5 m/min
Flush water temperature	Max. 80 °C
Capacity washing tank	1600 Liter
Capacity flushing tank	1000
Sieve pass washing tank	Ø 2 mm
Sieve pass flush tank	Ø 1 mm
Other specifications	
A-weighted sound pressure level	75 dB
C-weighted instantaneous sound pressure	<130 dB
All data are without accessories and specifications depend on used products.	

Accessories

Drum filter



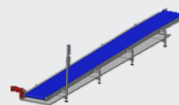
Extraction



Tipper



Supply and/or discharge system



Control



Clearance area and illustrations

